

# Rhythmic Notation

## **Lesson Aims**

- To develop understanding of note lengths
- To apply understanding of note lengths to composition



HOW MUCH ARE THESE  
NOTES WORTH??



1/2




1



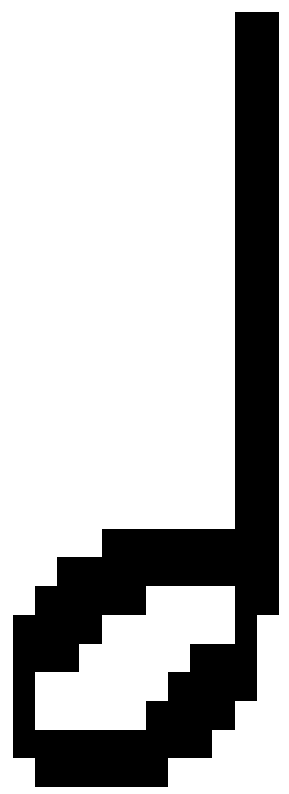
1



2









QUAVER

$\frac{1}{2}$  BEAT



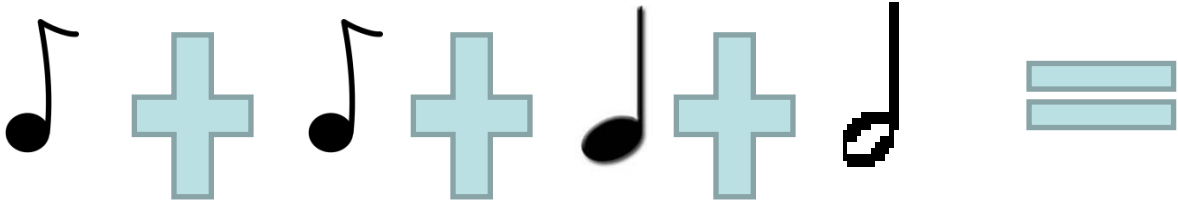
CROTCHÉ  
T






**MINIM  
2 BEATS**


# Musical Maths



A musical equation showing four notes: a quarter note, a plus sign, a quarter note, a plus sign, a half note, a plus sign, a half note, and an equals sign. The plus signs and equals sign are light blue.



A musical equation showing six notes: an eighth note, a plus sign, an eighth note, a plus sign, a quarter note, a plus sign, a quarter note, a plus sign, a quarter note, and an equals sign. The plus signs and equals sign are light blue.



A musical equation showing a sequence of notes and plus signs: a quarter note, a plus sign, an eighth note beamed eighth note, a plus sign, an eighth note beamed eighth note, a plus sign, a quarter note, a plus sign, an eighth note beamed eighth note, a plus sign, an eighth note beamed eighth note, a plus sign, a quarter note, and an equals sign. The plus signs and equals sign are light blue.

# Musical Maths

$$\text{Quarter Note} + \text{Quarter Note} + \text{Half Note} + \text{Half Note} = 4$$

$$\text{Eighth Note} + \text{Eighth Note} + \text{Quarter Note} + \text{Quarter Note} + \text{Eighth Note} + \text{Eighth Note} = 7$$

$$\text{Half Note} + \text{Sixteenth Note} + \text{Sixteenth Note} + \text{Quarter Note} + \text{Quarter Note} + \text{Sixteenth Note} + \text{Sixteenth Note} + \text{Quarter Note} + \text{Quarter Note} = 10$$

# Demonstrate

## Rhythm Clock

